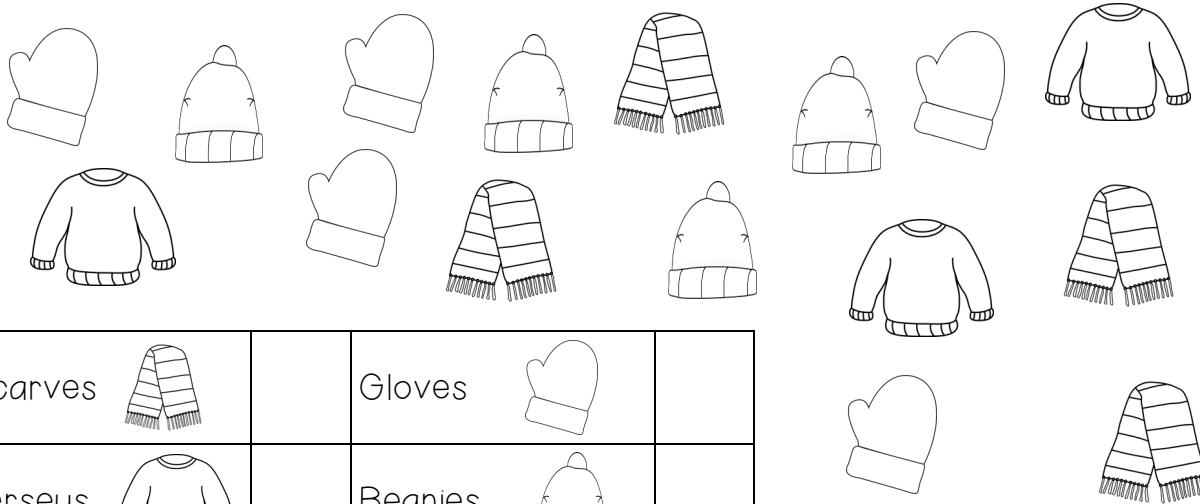





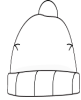
WorksheetCloud: WORKSHEET

Grade 2 Maths

Graphs

Look at the items below and count how many of each. Write it in the table:







Scarves 		Gloves 	
Jerseys 		Beanies 	

Colour one block for every item you counted above:

Winter clothes in my cupboard

5				
4				
3				
2				
1				

Scarves  Gloves  Jerseys  Beanies 

Which item is the most popular? _____

Which item do I have the least of? _____

How many items did I count altogether? _____