

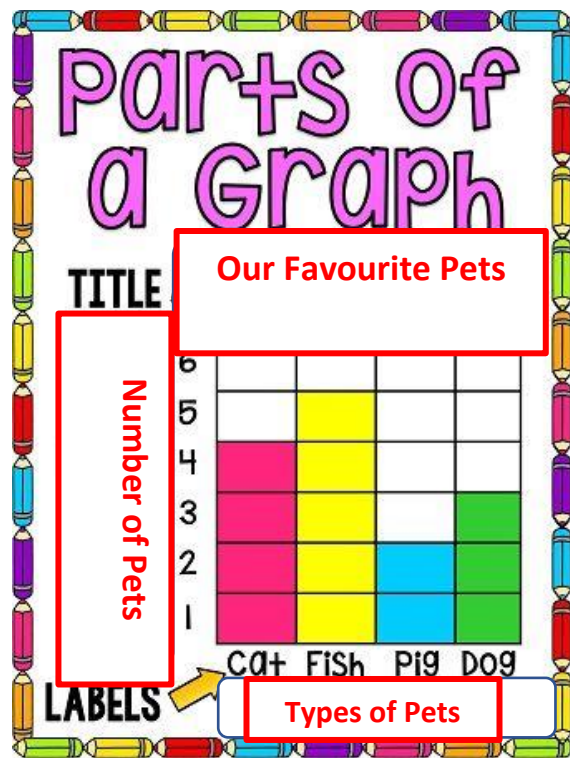
WorksheetCloud: MEMORANDUM

Grade: 3

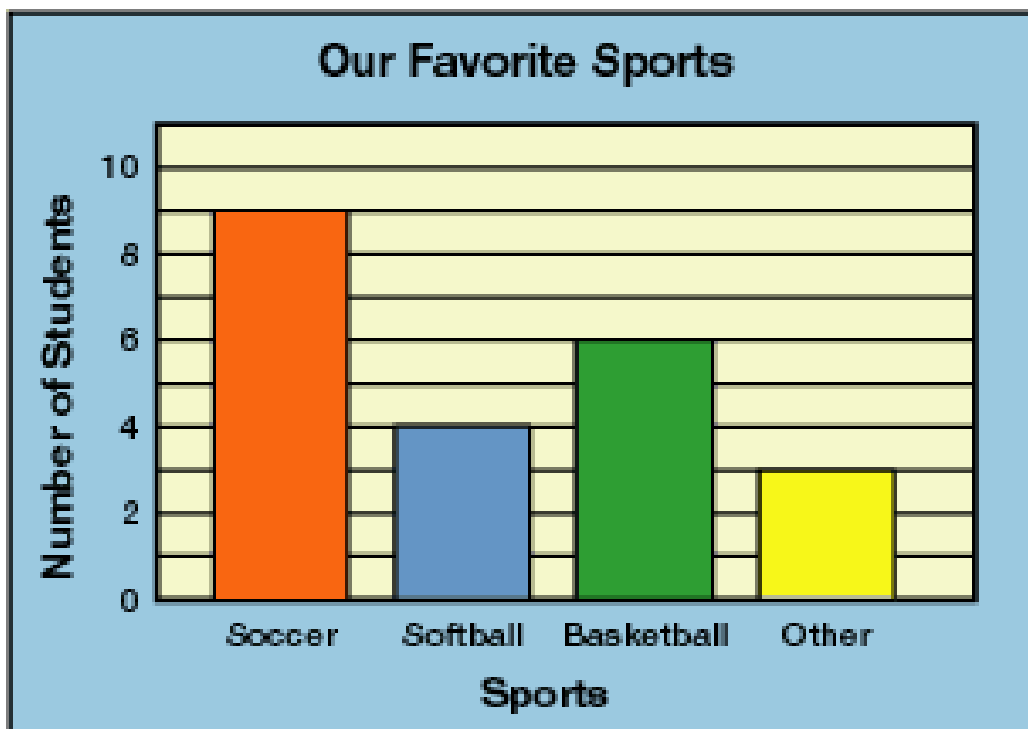
Subject: Maths

Topic: Graphs

1. Choose the correct label for the blank spaces on the graph.

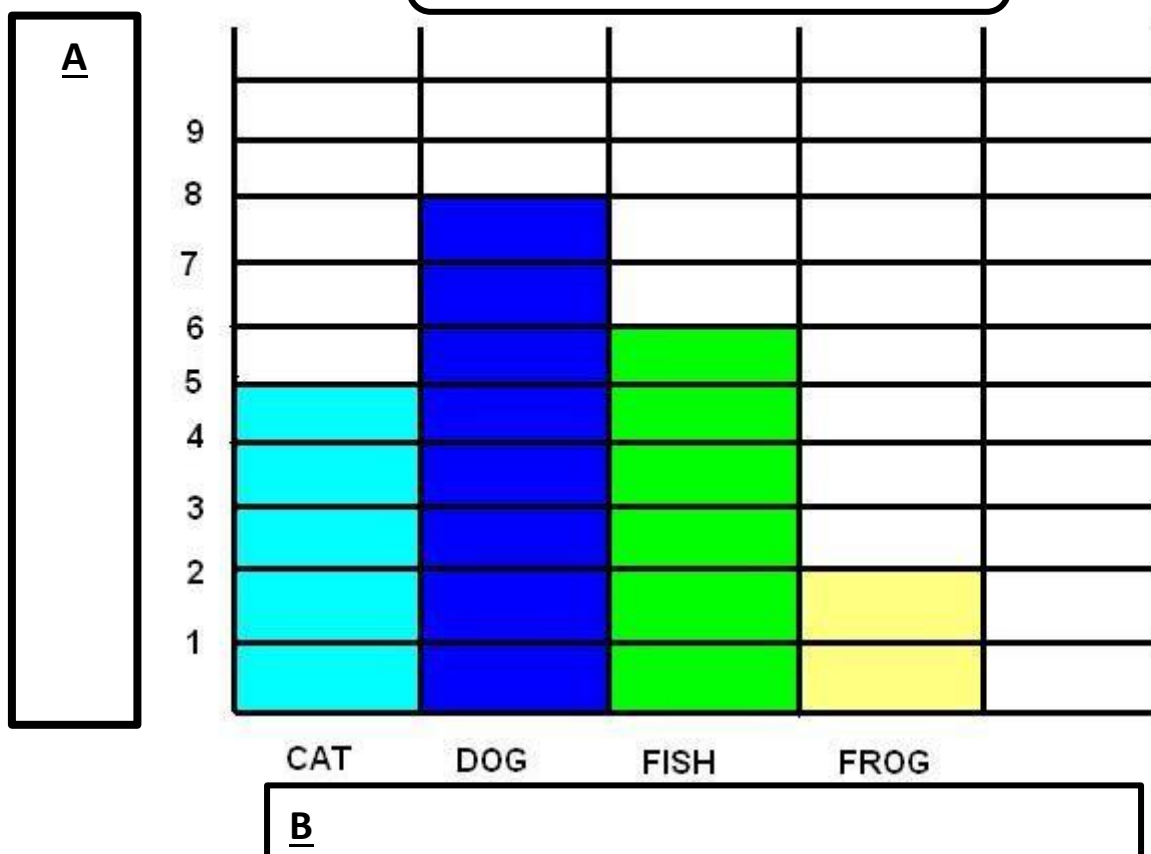


2. Look carefully at the bar graph below and answer the questions that follow.



- a. What sport is the most popular? **Soccer**
- b. How many students enjoy the most popular sport? **9 students**
- c. How many more people enjoyed soccer rather than softball? **5 more**
- d. How many more people need to vote for basketball to make the number the same as soccer? **3 people**
- e. How many children were asked what their favourite sport was?
22 children
- f. How many children didn't choose soccer, softball or basketball as their favourite sport? **3 people**
- g. How many sports boots are worn by all the children in total?
22 x 2 = 44 sports boots

2. Look carefully at the graph below and answer the questions that follow.



- a. What label would you put in box A? **Number of pets**
- b. What label would you put in box B? **Types of Pets**
- c. How many children own cats and dogs in total? **13 children**
- d. How many more children own dogs than frogs? **6 children**
- e. How many pets in total are owned by children in the class? **21 pets**
- f. What pet would you add to the last column? **Answers are different**
- g. How many of these pets would children in the class own? **Answers different (10 is the most)**
- h. Put this information onto the graph.