

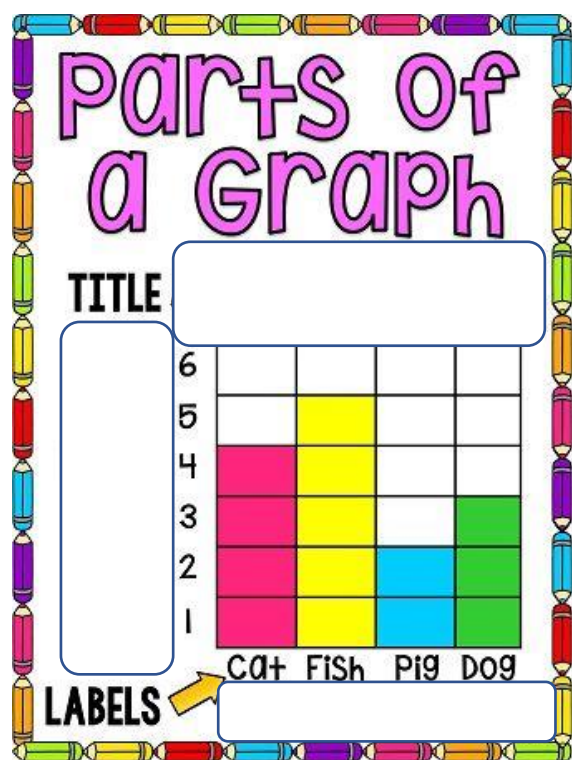
# WorksheetCloud: WORKSHEET

Grade: 3

Subject: Maths

Topic: Graphs

1. Choose the correct label for the blank spaces on the graph.

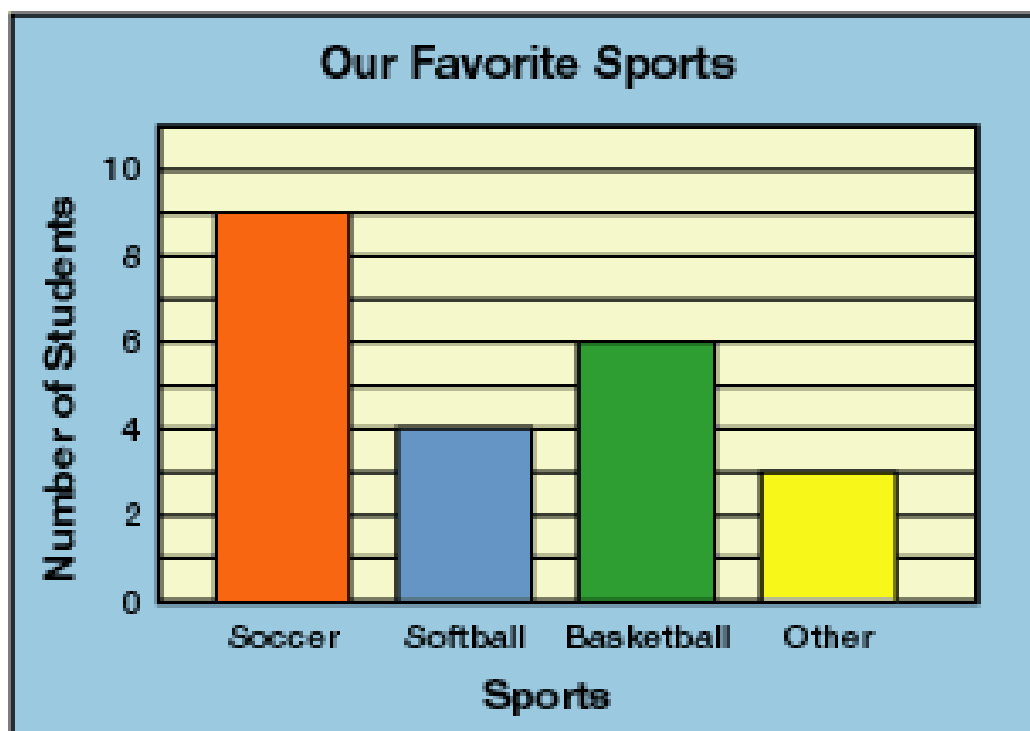


Types of Pets

Our Favourite Pets

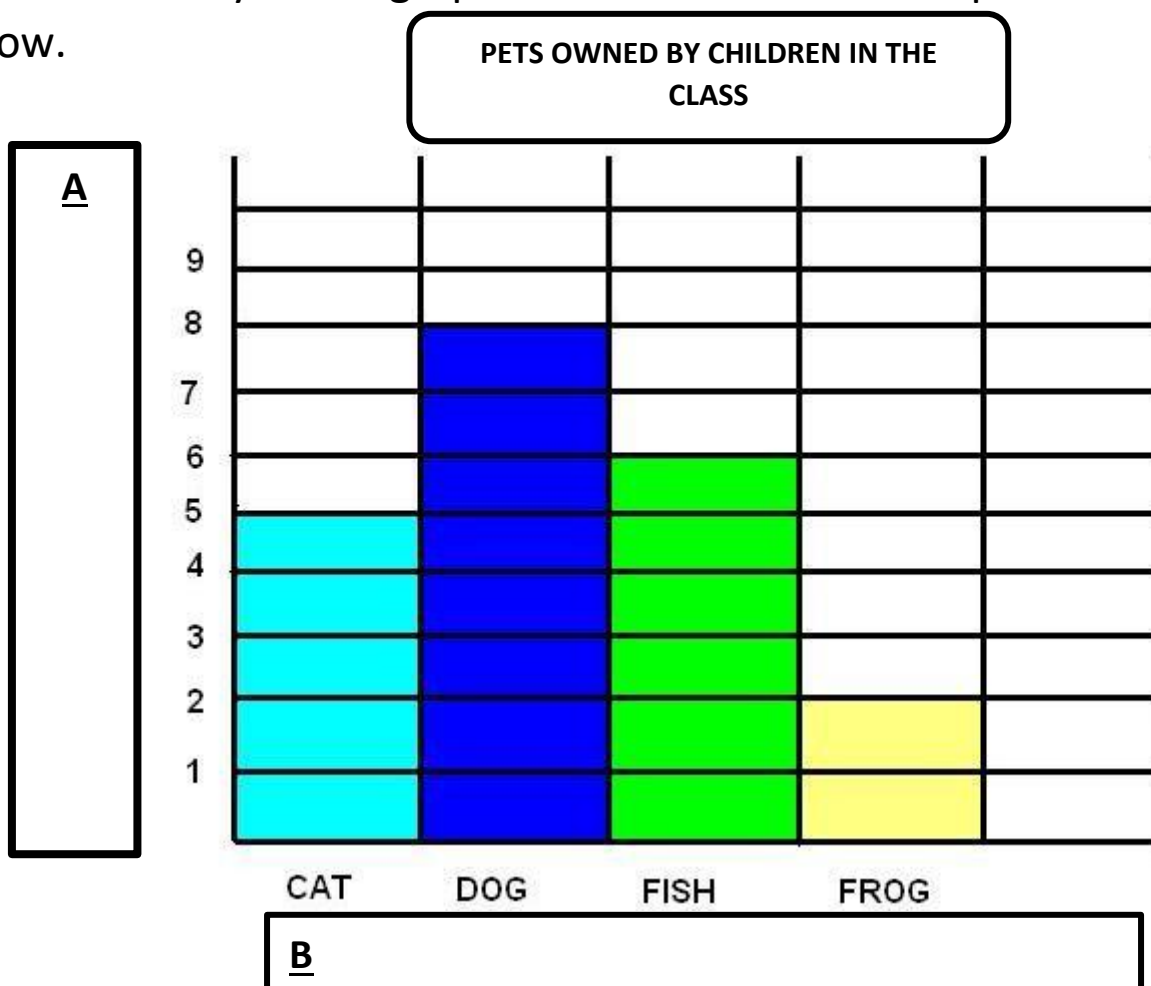
Number of Pets

2. Look carefully at the bar graph below and answer the questions that follow.



- What sport is the most popular? \_\_\_\_\_
  - How many students enjoy the most popular sport? \_\_\_\_\_
  - How many more people enjoyed soccer rather than softball? \_\_\_\_\_
  - How many more people need to vote for basketball to make the number the same as soccer? \_\_\_\_\_
  - How many children were asked what their favourite sport was? \_\_\_\_\_
  - How many children didn't choose soccer, softball or basketball as their favourite sport? \_\_\_\_\_
  - How many sports boots are worn by all the children in total? \_\_\_\_\_
- 

2. Look carefully at the graph below and answer the questions that follow.



- a. What label would you put in box A? \_\_\_\_\_
- b. What label would you put in box B? \_\_\_\_\_
- c. How many children own cats and dogs in total? \_\_\_\_\_
- d. How many more children own dogs than frogs? \_\_\_\_\_
- e. How many pets in total are owned by children in the class? \_\_\_\_\_
- f. What pet would you add to the last column? \_\_\_\_\_
- g. How many of these pets would children in the class own? \_\_\_\_\_
- h. Put this information onto the graph.